

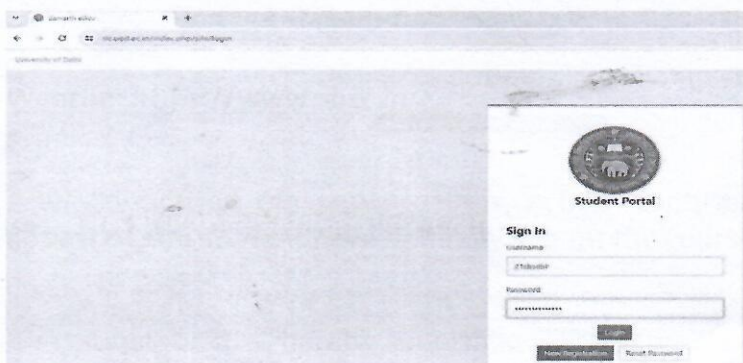
No.SBSC/1958

Date: 20/3/2024


NOTICE- Regarding Filling up of Examination Form for VI Semester Students

All the students are hereby informed that University of Delhi has allowed filling up the Examination form for the students appearing in upcoming semester. Following are the process to be followed by the students while filling up their Examination form:

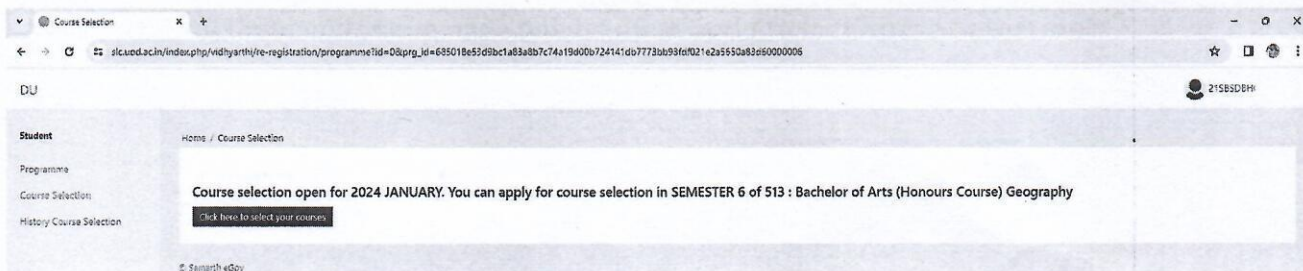
1. Login to SLC portal i.e. <https://slc.uod.ac.in/index.php/site/login> with user id & password:



2. After successful login, following page will be open and Click 'Course Selection'



3. After clicking Course Selection, following page will be open. Then Click the button 'Click here to select your course'

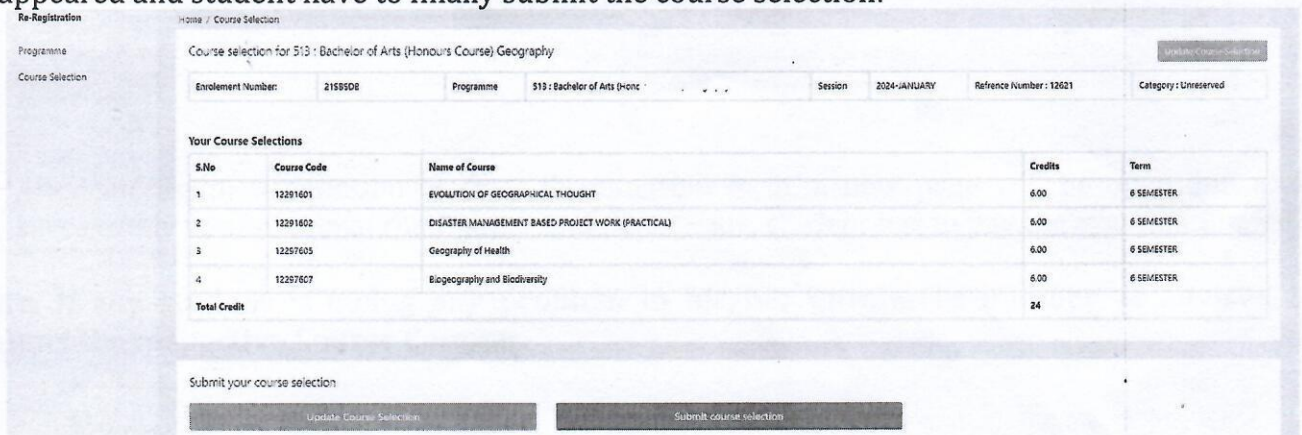


4. Now, after successfully filling the correct paper details, submit the course selection:




S.No	Option Type	Course Code: Course Name (Credit)
1	THEORY	12281401 - EVOLUTION OF GEOGRAPHICAL THOUGHT (6.00)
2	CDAPT	12291402 - DISASTER MANAGEMENT BASED PROJECT WORK (PRACTICAL) (6.00)
3	THEORY	12287605 - Geography of Health (6.00)
4	THEORY	12287607 - Biogeography and Biodiversity (6.00)

5. After submitting the paper details, a final confirmation page for course selection will be appeared and student have to finally submit the course selection:



S.No	Course Code	Name of Course	Credits	Term
1	12281401	EVOLUTION OF GEOGRAPHICAL THOUGHT	6.00	6 SEMESTER
2	12291402	DISASTER MANAGEMENT BASED PROJECT WORK (PRACTICAL)	6.00	6 SEMESTER
3	12287605	Geography of Health	6.00	6 SEMESTER
4	12287607	Biogeography and Biodiversity	6.00	6 SEMESTER
Total Credit			24	

6. Now, the second step of Examination form will be process: first go to **home page >>** and Click **Examination >>** then Click on **registration>>** and then click button '**Click Here for Examination Form**':




Registration open for REGULAR examination 2, 4, 6 SEMESTER 2023-2024-JUNE-REGULAR 513 : Bachelor of Arts (Honours Course) Geography

[CLICK HERE FOR EXAMINATION FORM](#)

7. After this, following webpage will be open. Student must have to select their PwD Status:

- Non PwD student are required to select their PwD Status as 'Not Applicable'
- PwD Students are required to select their PwD category and then their disability percentage.
- PwD students who want to avail writer facility must mention in examination form.
- Select your papers to be appear in the examination and then submit the examination form.




The screenshot shows a web portal interface. On the left, there is a student profile form with fields for Name, Roll Number, Date of Birth, and other details. On the right, there is a 'Course Selection' table with columns for SNo, Course Code, Name, Course Credits, Course Fees, Type, and Action. The table lists several courses with their respective details.

SNo	Course Code	Name	Course Credits	Course Fees	Type	Action
1	120101	ENGLISH	03	120000	REGULAR	[X]
2	120102	ENGLISH	03	120000	REGULAR	[X]
3	120103	ENGLISH	03	120000	REGULAR	[X]
4	120104	ENGLISH	03	120000	REGULAR	[X]
5	120105	ENGLISH	03	120000	REGULAR	[X]
6	120106	ENGLISH	03	120000	REGULAR	[X]
7	120107	ENGLISH	03	120000	REGULAR	[X]
8	120108	ENGLISH	03	120000	REGULAR	[X]
9	120109	ENGLISH	03	120000	REGULAR	[X]

8. After successful submission of their Examination form, a new page will be open and after successfully verification of their paper and paper code, student has to pay the examination fee.

Note: if any student is facing any problem in his/her enrolment number, is advised to contact the respective Course Counter.



(Prof. Arun Kumar Attree)
Principal